

ASSOCIATION OF

S.G.A.P. Fern Study Group

Newsletter Number 102

ISSN 0811-5311

DATE - SEPTEMBER, 2003

LEADER Peter Hind, 41 Miller Street, Mount Druitt. N. S. W. 2770

SECRETARY:

TREASURER: Ron Wilkins, 188b Becroft Rd., Cheltenham NSW 2119

E-mail: ronwtwilkins@hotmail.com

NEWSLETTER EDITOR: Mike Healy, 272 Humffray St. Nth., Ballarat. Vic. 3350

E-mail address: jmhealy@netconnect.com.au

SPORE BANK: Barry White, NEW ADDRESS 34 Noble Way, Sunbury, 3042.

FORTH COMING EVENTS

STH EAST QLD A.S.G.A.P. FERN STUDY GROUP

Compiled by Irene Cullen

Sunday 7th. September meet 9.30 a.m at the home of Nev and Shirley Deeth 19 Richards Road Camp Mountain.. Study - Epiphytic Ferns

Sunday 4th October Excursion to Mt. Mee. Meet 9.30 at the Gantry Picnic Area

Sunday 2nd. November meet 9.30 a.m at Claire Shackle's home. 19 Arafura St. Upper Mt. Gravatt

For further information on Fern Study Sth East Qld - contact Peter Bostock [H] 07 3202 6983 [W] 3896 9508

PROGRAMME FOR SYDNEY FERN STUDY GROUP MEETINGS 2003

SATURDAY September 20th. from 11a.m. Meeting at home of Joan Moore 2 Gannet St. Gladesville 2111 ph-9817 5487 Discussion Topic: Lastreopsis.

October 18th Meet at Sylvan Grove Native Garden Henry Lawson Drive Picnic Point at 11 a. m.

November 29th . from 11-30 a.m Meet at home of Rose Bach 4 Woodville St., Glenbrook 2773 ph. (02)4739 0129 This is our Christmas Party. Could members intending to be present let Rose know what contributions they will be bringing.

NOTES FROM STH. EAST QLD. FERN STUDY GROUP

REPORT ON THE OUTING TO MT GLORIOUS ON 6TH JUNE Contributed by Claire Shackel

On a cold and overcast Sunday morning nine members met for morning tea at Maijala picnic grounds. The group then travelled to an unnamed forestry track 2k past Mt Tenison Woods. The track lead down a long steep ridge and at the top was clothed in moist Eucalypt forest with *Lepidozamia peroffskyana* as a major understorey plant. The ferns seen were *Cyathea leichhardtiana*, *Calochlaena dubia*, *Doodia aspera*, *Adiantum hispidulum* var. *hispidulum*, *Adiantum formosum*, *Adiantum atroviride*, *Blechnum cartilagineum*, *Hypolepis glandulifera*, *Pteridium esculentum* and *Pteris tremula*.

As five of the group walked down the ridge, the vegetation changed to dry Eucalypt forest with *Xanthorrhoea* sp. becoming prominent. In this area *Lindsaea microphylla*, *Davallia pyxidata*, *Doodia media*,

Doodia caudata, *Drynaria rigidula*, *Cheilanthes sieberi* and *Adiantum hispidulum* var. *whitei* were seen. An elusive terrestrial *Ophioglossum* had been collected in the area but was not seen. A diversion was made into a moist gully where *Asplenium australasicum*, *Platycterium bifurcatum*, *Pyrrosia confluens* and *Pyrrosia rupestris* were added to the list. After tramping back up the ridge the party drove to Wivenhoe Dam Lookout for lunch where ferns were very scarce.

REPORT ON MEETING OF SYDNEY GROUP, JUNE 2003

By Joan Moore

At our June meeting Peter Hind spoke about identifying, and growing tree ferns, mostly about those that grow naturally, or will grow, in the Sydney area. In Australia tree ferns are species of genera *Dicksonia* and *Cyathea*. There are some other ferns which may make trunks, e.g. *Blechnum* species, especially those of New Zealand and of New Caledonia, and the Australian *Todea barbara* and, sometimes seen in mountain valleys, *Leptopteris fraseri*.

With reference to cultivation of tree ferns Peter said some *Cyathea* species can be grown from cuttings! He has a tree whose crown fell off. He, replanted this crown, and it has grown. He attributes this success to the fact that he always waters the trunks of his tree ferns and this enables them to produce root structures. And, in the case of the *Dicksonias*, it helps them survive the sun, which they dislike. He mulches his trees regularly, but does not fertilise them much. If tree ferns are growing in pots it is best to repot them with some new soil now and then. He says be careful of some fertilisers - they, are too heavy. Use any fertiliser at half the recommended strength, and repotting will help just as well.

Referring to the descriptions in the Flora, he said he had found *Dicksonia youngiae* as far south as the Macleay (The Flora gives the Clarence as its limit). There is a plant of this growing at the entrance to the Sydney Herbarium - it is about six feet tall and has four trunks, maybe a fifth coming. (I did not try to find its irritant hairs). Peter has in his garden a *Dicksonia herbertii* also said in the Flora to have irritant hairs, but Peter's plant has soft non-irritant hairs of a lighter colour than the Flora gives, and they are more intricately divided. He thinks there are maybe two variations.

FERNS ON THE NET.

Joyce my wife was surfing the internet and discovered this site which could be of interest to members who have internet access or can access it through places like libraries. For those not familiar with the internet, by clicking on the underlined word detailed information on this topic is revealed
<http://www.anbg.gov.au/projects/fern/> :

Australian National Herbarium

The Fern Pages

a guide to

Pteridophytes: the ferns and their allies

This resource, compiled at the Australian National Herbarium, is under development and is intended to include information about the taxonomy and distribution of Australian and regional ferns and their allies as well as general information about pteridophytes. . A complete survey of Australian ferns, with very nice pictures. It is provided as a free resource for education and research but is subject to a certain conditions of use and copyright. It contains links to other internet resources which may have their own conditions of use and copyright provisions. See also the acknowledgements for contributions to these pages.

About this site

The ANH Pteridophyte project

The ANH Pteridophyte collection

The Electronic Pteridophyte Flora of Australia Project

Introduction

Pteridophytes - the ferns and their allies

Structure

Reproduction and life cycle of ferns and their allies

An introduction to the structure of ferns and their allies

Classification

A classification of the ferns and fern allies

Recent name changes in Australian ferns and fern allies

Ferns and their allies

Identification

Keys to the fern families of Australia

Keys to the fern families of Papuaia

Keys to the fern genera of Papuaia

The Aquatic Pteridophytes of New Guinea

Checklists

Public Reference Herbarium fern project

- Checklist of ferns and fern allies of the ACT and south coast NSW
- Checklist of ferns and fern allies of Jervis Bay and Beecroft Peninsula

- Checklist of ferns and fern allies of Norfolk Island
- Checklist of ferns and fern allies of Christmas Island
- Checklist of ferns and fern allies of Macquarie Island

• **Conservation**

- Pteridophytes of conservation significance in Australia
- Conservation Status of Norfolk Island Ferns
- Ferns and Man in New Guinea

• **Cultivation**

- Native ferns of cool climates - ANBG
- Growing ferns from spores - ANBG

• **Collecting**

- Guide to collecting ferns

• **Glossary**

- Pteridophyte (and Gymnosperm) glossary - ABRS, Flora of Australia

• **Images**

- Images of Australian ferns and fern allies

• **Links**

- Links to Internet fern resources
 - Pteridophyte Information
 - Regional Information
 - Clubs and Societies
 - Databases of Pteridophytes
 - Other Databases
 - Miscellaneous
 - Useful Tools

• Flora Malesiana Symposium Pteridophyte mini-symposium

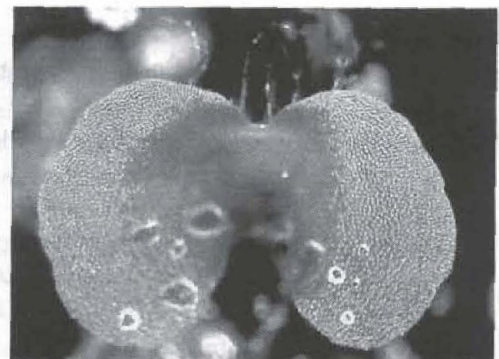
Fronde of the future / Shaped like a questionmark / Waiting for its day
-- unknown haiku author, on visiting the ANBG, c. 1998

Pages developed and maintained by Jim Croft (jrc@anbg.gov.au) Updated 1 July, 2003 (fernmaster@anbg.gov.au) ©

DON'T THROW OUT SPORE FAILURES TOO EARLY...

From: "Ron Wilkins"

Yesterday I opened a plastic container for spore propagation, previously discarded because it had been badly infected by mould, and found it was full of the most beautiful prothalli and young sporophytes. The question is what did I do that was right? It has been standing in the sun for months and the label has been bleached. I think it is probably a Chinese fern. So it appears propagation containers should not be discarded too early, even if it looks like they have fungal infection. Looks like the fungus has died and the remaining spores have grown. A photo appended



I went to Ron's place last month – it is not far from home. He has done an amazing lot of work in his large area, and he has acquired not only a microscope but a camera which can take pictures through it. He showed us these remarkable photos on his computer screen [in full colour] – spores germinating, fascinating! Editors Note. Must agree with Joan his colour photos are superb.

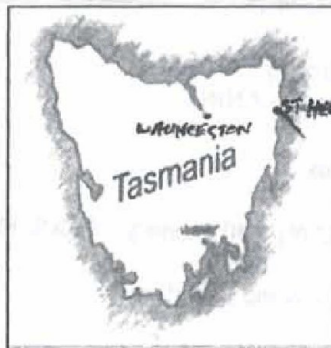
The following item is taken from the Fern Society of Victoria Inc. Newsletter Vol. 25, Number 4. July/August 2003

FERNS OF THE ST. HELENS DISTRICT

by Arthur Greene

The following article is recycled from an old Tasmanian Society Newsletter. The date of publication has been lost - but it could still be interesting to explore this site when you are in Tassie next.

This area on the north eastern coast of Tasmania is possibly the warmest part of the state. Consequently, in the hills behind St. Helens where there is some protection and more available moisture, ferns such as *Culcita dubia* and *Cyathea australis* abound. But what usually draws my attention this area is the possibility of finding *Blechnum cartilagineum*. This hardy and attractive fern is extremely rare in Tasmania but was recorded several times from the St. Helens district in the 1800s. And in the last couple of years two very small plants were found in the same area at Constable Creek.



or in some of the drier tributaries. No doubt the last fern at least was more common higher up the hillsides.

Still in the hills behind St. Helens, I visited what remains of Nephel Creek. Unfortunately one of the small hills beside the creek has been used as a quarry for gravel and much of the creek

has been damaged in constructing a road to it. When nearing the end of the road at the Quarry, the lower slopes of the hills appeared to be covered in the mandatory *Hypolepis*, *Histiopteris*, or maybe its *Culcita*. But upon closer inspection, it turned out to be masses and masses of *Pteris tremula*. Here it was, growing like the 'weed' it can become in our ferneries and Glasshouses. But this is the first time I have seen it growing to such an extent in Tasmania Up till now I had seen more *P. comans* than *P. tremula*.

So armed with this knowledge, I spent an enthusiastic day at the above mentioned creek while the family were holidaying on the east coast. Although it drizzled with rain the whole day, it was certainly a very beautiful place. Being more used to the dark and damp forests of the west, this was certainly a pleasant change. Although I looked high and low, I could not any trace of *Blechnum cartilagineum*. Having seen this fern growing elsewhere in Tasmania, I saw that all the conditions looked perfect for it here, so no doubt it was hiding from me.

Also at Nephel Creek were huge patches of luxuriant *Pellaea falcata*. Although I didn't bring any home for further identification, there appeared to be a few patches of *Hypolepis punctata* (as well as *H. rugosula*). *Lastreopsis acuminata* was scattered in dark wet sections of the creek, while *Adiantum aethiopicum* and *Cheilanthes tenuifolia* grew on the drier banks and higher slopes.

Culcita dubia and *Blechnum nudum* were the common creekside ferns, with sprinklings of *Blechnum watsii*, *B. minus*, *Gleichenia microphylla* and *Sticherus tener* on damper or shadier banks. *Cyathea australis* and *Todea barbara* grew on some of the wetter flat areas beside the creek, while *Dicksonia antarctica* grew in the much darker areas. *Asplenium flabellifolium*, *Doodia media* and *Cheilanthes tenuifolia* were seen further away from the creek

- A complete fern list for both creeks is as follows:
- Adiantum aethiopicum*
- Asplenium flabellifolium*
- Blechnum nudum*
- B. minus*
- B. watsii*
- Cheilanthes tenuifolia*

FERNS OF THE ST. HELENS DISTRICT cont.

Culcita dubia
Cyathea australis
Dicksonia antarctica
Doodia media
Gleichenia microphyllia
Hymenophyllum cupressiforme
Hyperopia numerate
H. rugosula
Histriopteris incisa

Lastreopsis acuminata
Microsorium diversifolium
Pellaea falcata
Polystichum proliferum
Pteridium esculentum
Pteris tremula
Sticherus tener
Todea barbara

EAST COAST FERNS

Ron Wilkins

A little note on a fernery I visited a few days ago - I bought 25 ferns there and I'll be back for more!

John Bywater recently acquired the property from Don Simpson and the fernery is now in active operation again. It is situated at 2963 Pacific Highway, Tyndale, midway between Grafton and Yamba. The stock contains many excellent specimens of warm climate ferns, both native and exotic. However, most of the ferns are unidentified and unlabelled at present. Currently, propagation is by rhizome division and bulbils. The fernery is well worth a visit and is easily accessible to travellers to the north coast of New South Wales.

Managed to visit Steve Clemesha and Calder Chaffey while I was there. Recently in Melbourne I visited Barry White. What a fern collection he has! And he tells me the ferns were mainly grown from spore. These visits were all too brief, but it was good to put faces to names.

SPORE BANK

ORDERING SPORE: Spore is available free of charge from Barry White, **NEW ADDRESS 34 Noble Way, Sunbury, 3042. When ordering please include a stamped self-addressed envelope.**

All types of spore are welcome including fresher samples of ones already on the list. There is no necessity to separate the sporangia from the spore. The whole, or part, frond may also be sent in, all is acceptable. Please include date of collection and, if collected in the bush, the area. In the list, the month and year of collection is shown. The letter B indicates collected in the bush. The area of collection is available on request.

CURRENT SPORE LIST

Contributed by Barry White

Arachniodes aristata 5/00
Asplenium australasicum 2/02
Asplenium milnei 5/03
Blechnum articulatum 1/02
Blechnum camfieldii 9/02
Blechnum cartilagineum 2/02
Blechnum fluviatile 12/02
Blechnum minus 5/02
Blechnum wattsi 5/02
Cyathea brownii 3/03
Cyathea cooperi 5/02
Cyathea cunninghamii 11/01
Cyathea howeana 5/02
Cyathea leichhardtiana 11/00
Cyathea robusta 4/02

Cystopteris filix-fragilis /00
Dicksonia antarctica 5/02
Diplazium australe 6/00
Doodia media 4/03
Histriopteris incisa 5/02
Hypolepis glandulifera 1/02
Hypolepis rugosula 5/02
Lastreopsis acuminata 10/02
Lastreopsis decomposita 12/00
Lastreopsis microsora 12/00
Lastreopsis munita 8/02
Lastreopsis rufescens 12/00
Lastreopsis tenera 12/00
Macrothelypteris polypodioides 4/01
Pellaea falcata 3/03

Platycterium bifurc. cv German Hybrid 9/01
Platycterium bifurc. cv Lemoinei 9/01
Platycterium bifurc. cv Roberts 9/01
Platycterium bifurc. Mt. Lewis 9/01
Platycterium bifurc. ssp. veitchii 9/01
Platycterium bifurcatum 3/03
Platycterium superbum 5/02
Polystichum australiense 3/03
Polystichum fallax 4/02
Pteris comans 10/00
Pteris tremula 3/03
Pteris umbrosa 1/02
Pteris vittata 3/03
Sticherus urceolatus 5/02

VALE JAN FAIRLEY. Joan Moore told me that of Jan's passing prior to the last newsletter but I inadvertently omitted to mention it. Jan has been a member of the group and friend of the group for many years and those who knew her will miss her.


NEWSLETTER CONTRIBUTIONS SOUGHT – Thanks to Sydney and S.E. Qld. members for their articles without them there wouldn't have been a newsletter.

However, I would still like to appeal to individuals or groups to send articles, Biographies, questions on their favourite plant, an interesting spot they may have visited, a tip on how to grow, or propagate plants, or problems you might be experiencing with growing. **TO HAVE A NEWSLETTER THAT IS INTERESTING FOR ALL MEMBERS IT IS URGENT THAT ITEMS ARE RECEIVED FROM A LARGE CROSS SECTION OF MEMBERS FROM ALL STATES.**

EVEN ITEMS MEMBERS READ IN OTHER NEWSLETTERS ETC. COULD BE OF INTEREST TO OUR GROUP. MANY OF OUR GROUP ARE ISOLATED FROM OTHER FERN GROWERS SO THEY MAY NOT HAVE ACCESS TO ITEMS THAT OTHER MEMBERS TAKE FOR GRANTED.

DEADLINE FOR COPY:

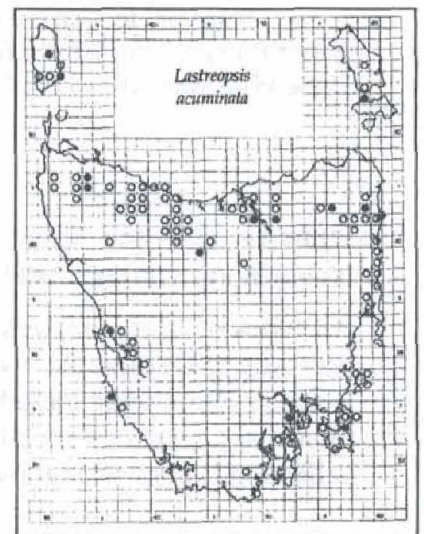
CLOSING DATE FOR THE DECEMBER, 2003 NEWSLETTER IS NOV. 15TH, 2003.



Acknowledgments

Photo: ©Calder H Chaffey,
Australian Ferns- Growing them successfully (1999)

MAP: Michael Garrett, The Ferns of Tasmania: their ecology and distribution.
1996 © Tasmanian Forest Research Council Inc.



If undeliverable return to:
272 Humffray St. Nth.,
BALLARAT. Vic. 3350

SURFACE MAIL

POSTAGE
PAID
AUSTRALIA

Print Post Approved
P8P245358/OOO18

The Secretary
Australian Plants Society NSW L
PO Box 744
BLACKTOWN
NSW 2148